



PREMIUM
COLLECTION

The
Fantastic
Artistry
Laminates


1.00+
THICKNESS



1.00+
THICKNESS

HUTCH

LUXURY LAMINATES




DESIGN & CONCEPT BY
KARYA CRAPHITO : 9772318171



PREMIUM
COLLECTION



S u r f a c e S t o r i e s



HUTCH
LUXURY LAMINATES



The Fantastic Artistry Laminates



The benefits of this vast range of hutch has its own charm & produces effective results of exquisiteness.



explore this range of ravishing designs befitting for modern spaces with innovative features.



 **Anti Bacterial Laminates**

Keep your home safe against harmful bacteria

All Weather Resistant 

We have got your interior covered for every season.

 **Impact Resistant**

Our surfaces can withstand heavy impacts such as with hammers.




 **Scratch Resistant**

No need to worry about sharp objects running your surfaces.

 **Heat Resistant**

Hot objects or heat do not spoil the surface finish.



 **Abrasion Resistant**

Abrasive items do not affect our surfaces.




SALIENT FEATURES



A timeless collection that blends charm with contemporary sophistication.

Hutch has an extensive range of Anti Bacterial Laminates, which comes in varied designs and diminishes bacterial growth for absolute safety



Weave your decor with these stunning laminate designs and see how it reverberates a chord of aesthetics and stylistic quotient of scintillating form. Curated with precision and perfection, this range creates a distinct appeal that's hard to resist. Dwell in opulence and luxury and feel elated with a great style ecstasy.



HUTCH
ANTI-
BACTERIAL
PROPERTIES



Committed to a cleaner planet, our processes are designed to ensure zero harmful emissions, supporting a sustainable tomorrow.



We source responsibly. Our products are made from materials that are FSC certified, ensuring forest conservation and ethical practices.



Quality you can trust. We follow internationally recognized standards for quality management to deliver consistently superior products



Wood



Textile Laminate



Stone



EMBOSSED FOILS




10x4 Laminates BOOK MATCH

The benefits of this vast range of hutch has its own charm & produces effective results of exquisiteness.

Discover the beauty of nature's vibrant hues with Solid Color Laminate. A collection inspired by the vivid colors of birds, bringing energy and harmony to your spaces.

- 01 | NATURAL STONE | PAGE NO. 01 TO 04
- 02 | FLUTED PAMOULI | PAGE NO. 05 TO 08
- 03 | BOOK MATCH VENEER | PAGE NO. 09 TO 10
- 04 | NATURAL OAK | PAGE NO. 11 TO 12
- 05 | NATURAL STONE | PAGE NO. 13 TO 14
- 06 | PUDM | PAGE NO. 15 TO 16
- 07 | SWARNA | PAGE NO. 17 TO 20
- 08 | SWARNA CANE | PAGE NO. 21 TO 24
- 09 | ALUMINIUM EMBOSSED | PAGE NO. 25 TO 26
- 10 | HIGH GLOSS MARBLE | PAGE NO. 27 TO 28
- 11 | SWARNA | PAGE NO. 29 TO 34
- 12 | PAMPARA | PAGE NO. 35 TO 36
- 13 | SWARNA FABRIC | PAGE NO. 37 TO 38
- 14 | ZERO STONE | PAGE NO. 39 TO 42
- 15 | MAPLE | PAGE NO. 43 TO 44
- 16 | SOLID GLOSSY | PAGE NO. 45 TO 46
- 17 | SMR SHIMMER | PAGE NO. 47 TO 48
- 18 | SMT | PAGE NO. 49 TO 50
- 19 | SPR & PUGL | PAGE NO. 51 TO 52
- 20 | DUNES | PAGE NO. 53 TO 54
- 21 | ZDO | PAGE NO. 55 TO 56
- 22 | OAK WOOD | PAGE NO. 57 TO 58
- 23 | SLATE STONE | PAGE NO. 59 TO 60
- 24 | FLUTED | PAGE NO. 61 TO 62
- 25 | HS 28 | PAGE NO. 63 TO 64
- 26 | PU NATURATE (ZERO MATT) | PAGE NO. 65 TO 68
- 27 | NOAK OAK | PAGE NO. 69 TO 70
- 28 | ELEGANT OAK | PAGE NO. 71 TO 72
- 29 | VENZA | PAGE NO. 73 TO 74
- 30 | CONCRETE STONE | PAGE NO. 75 TO 78
- 31 | PUGL | PAGE NO. 79 TO 80
- 32 | HIGH GLOSS | PAGE NO. 81 TO 82
- 33 | ZERO MATT & HIGH GLOSS | PAGE NO. 83 TO 84
- 34 | HIGH GLOSS | PAGE NO. 85 TO 86
- 35 | SILKY MATT | PAGE NO. 87 TO 88
- 36 | HIGH GLOSS | PAGE NO. 89 TO 96
- 37 | ZERO ASH | PAGE NO. 97 TO 98
- 38 | SOMMERSET OAK | PAGE NO. 99 TO 100
- 39 | CRACK WOOD | PAGE NO. 102 TO 102
- 40 | CRONIS ASH VERTICAL | PAGE NO. 103 TO 104
- 41 | SF WOOD | PAGE NO. 105 TO 106


NATURAL STONE

 10x4 (1220 x 3050)

This diverse hutch range exudes charm and delivers refined elegance.



 1010 ZSN | Satvario White
P4

 712 ZSN | Slate
P4

NATURAL
STONE

↖ ↗
↙ ↘ 10x4 (1220 x 3050)



711 ZSN | Satvario candid

P4

Each piece in this
extensive hutch range
carries its own allure
and timeless appeal.

E f f o r t l e s s l y A d a p t a b l e .



707 ZSN | California gold

P4



FLUTED
PAMOULI

↖ ↗
↙ ↘ 10x4 (1220 x 3050)



230x390mm



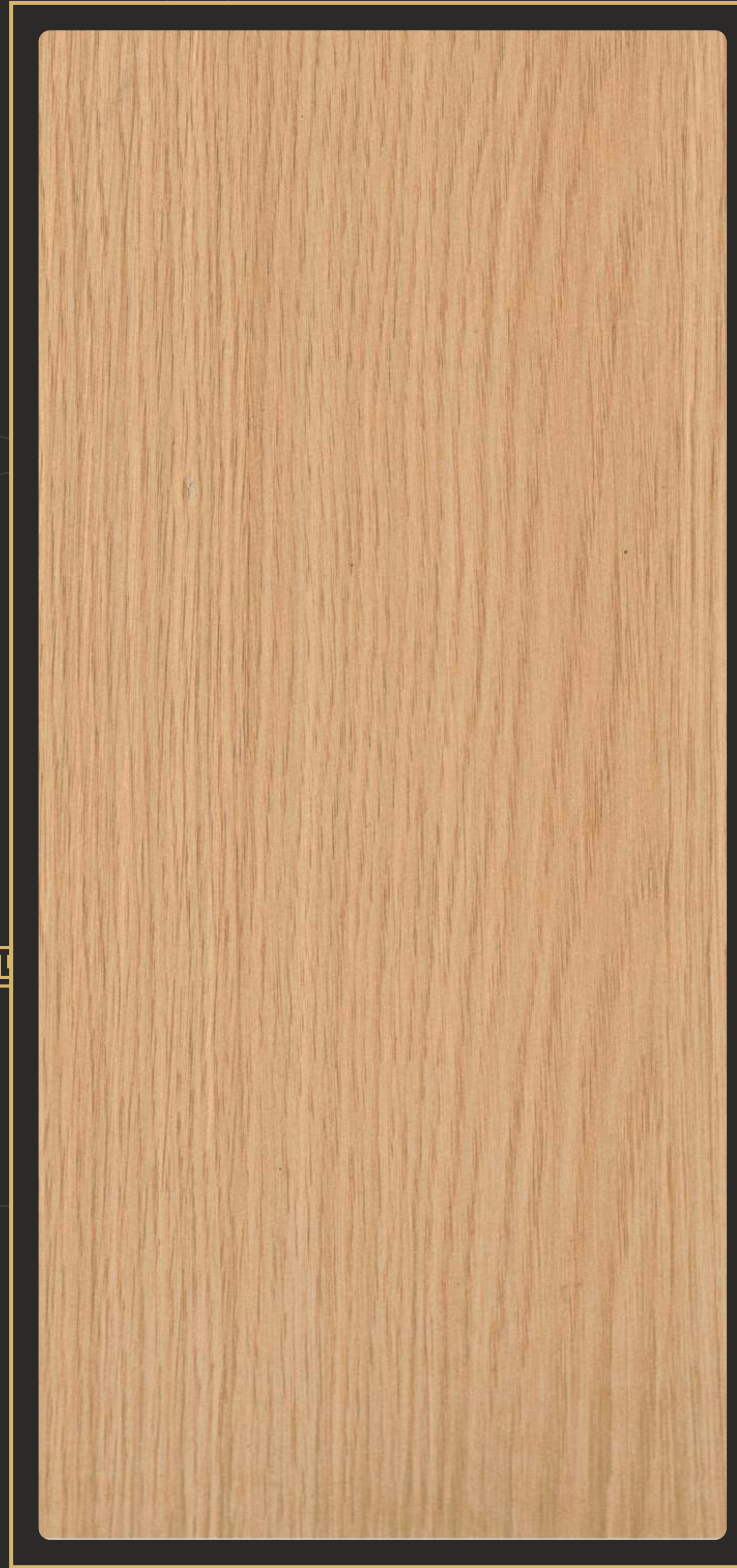
940 FPM | Golden Walnut

P4



940 FPM

941 FPM




941 FPM | Sunrise Oak


P4

FLUTED
PAMOULI

↖ ↗
↙ ↘ 10x4 (1220 x 3050)



 915 - FPM | Red Oak
P4


 916 - FPM | White Oak
P4

BOOK MATCH
VENEER

↖ ↗
↙ ↘ 10x4 (1220 x 3050)



R E F O R M O



1031 ZNK | Crown Walnut Bookmatch

P4



1032 ZNK | Classic Walnut Bookmatch

P4



NATURAL
OAK

↖ ↗
↙ ↘ 10x4 (1220 x 3050)




140x390mm

997 ZNK | Earth Znk
P4

998 ZNK | Earth Znk
P4

F L U X E N




230x390mm

732 ZNK | Earth Znk
P4

2440 X 1220 (8X4)
NATURAL STONE

↖ ↗
↙ ↘ 8x4 FEET



230x390mm




1013 SMT | Calkatta White

P2

M O D I Q U E

The vast range of hutch
designs radiates
individuality and
sophisticated beauty.




230x390mm



710 SMT | Teri Kota

P2



PUDM

Each variant brings forward its own identity and a statement of finesse.


Naturally Poised in Style

Every hutch in this collection holds a distinct grace that enhances any space.




55 X 95MM

209 PUDM Everest White P2



271 PUDM Urban Begie P2



268 PUDM Smoked Salmon P2



259 PUDM Clay P2



264 PUDM Cucumber Green P2




282 PUDM Aloe vera P2




258 PUDM Morning Glory P2



265 PUDM Kyber Blue P2



274 PUDM Oyster white P2



205 PUDM Mangolia P2



252 PUDM MUD P2





263 PDUM Peach Brown P2



269 PUDM Ocean Blue P2



266 PUDM Petrol Blue P2



245 PUDM Ceramic P2



246 PUDM European Gray P2



247 PUDM Digital Gray P2



273 PUDM Hersheys Gray P2



210 PUDM Driftwood Grey P2



A range that defines style - where charm meets unmatched craftsmanship.



271 DO | Urban Beige

P1



246 DO | European Gray

P1




245 DO | Ceramic

P1



935 - HS 48 | Midnight Oak

P2




1021 WRT | Charcoal Timber

P3

246 DO | P1
European Gray


Crafted
with
Pure
Grace

Every hutch in the collection tells a story of elegance and lasting impression.




202 AL
Frosty White

PI




205 AL
Mangolia

PI



263 AL
Peach Brown

PI



271 AL
Urban Beige

PI



936 - HS 48 | Down Oak

P2



1022 PCS
Wood Mirage

P3



994 PUDM | Red Oak
P2

1051 CANE | Wood Wicker
P3

1052 CANE | Herring Weave
P3


937 - HS 48 | Sliver Ash
P2



1052 CANE

937 HS 48

1051 CANE & 994 PUDM



1053 CANE
Nordic Weave
P3



1054 CANE
Bamboo Craft
P3



942 ZM | Gothic Rust
P2



917 - HS 45 Natural Teak
P2



ALUMINIUM EMBOSSED - 1.25MM



ALD 3
Rose Gold Dunes

P5



ALD 2
Sliver Dunes


P5

EMBOSSED



ALC 1
Bronze

P5




ALC 2
Copper

P5



ALN 1
Rose Glod

P5



ALN 2
Copper

P5

F O I L S



ALS 1
Copper

P5



ALS 2
Bronze

P5

HIGH GLOSS
MARBLE

The
Poise
of
Perfection



290x320mm



711 HGP | Satvario Candid

P2

Each model
showcases
artistry that
transforms
ordinary into
exceptional.

V
e
r
s
a
t
i
l
e
i
n
V
i
s
i
o
n




707 HGP | California Gold

P2

SWARNA




140x240mm


 995 SIS | Sandwood SIS
P2



140x390mm

 996 SIS | Sandwood SIS
P2




 1023 PUDM
Woodland Charm
P3


Grace
in
Every
Grain

Crafted to inspire,
designed to
impress – every
hutch speaks
sophistication.

A L T E R N A



230x390mm



1026 PUDM

205 SMT



140x240mm



1026 PUDM | Ikkath

P3



946 FTO | Teak Stride

P2



947 FTO | Hazel Plank

P2

SWARNA

This vast collection reflects taste, texture, and timeless perfection.



997 AMO



P2



1024 WRT | Mistwood

P3



910 - HS 28 | Sapeli Quater Sawn

P2



911 - HS 28 | Sapeli Dyed Natural

P2



909 - HS 28 | Sapeli Quater Swan

P2

PARMPARA COLLECTION




PRM 1

999 AMO



 997 AMO | Earth Znk
P2



 998 AMO | Golden Natural
P2



 999 AMO | Medium Amber
P2

F
L
E
X
Y
N

Elegance
redefined
through
diversity and
thoughtful
detailing.



 PRM 1 | Golden Bloom
P3

SWARNA FABRIC

A masterpiece collection
that celebrates refined
design in every form.

PREMIUM
COLLECTION

HUTCH
LUXURY LAMINATES



1 - HS 18
Boulder Black

P2




2 - HS 18
Boulder Gold

P2



M O V E N T A




701 SLT | Alberto White

P2

ZERO
STONE



705 SLT | Verde Casio
P2



1015 SLT

The
Real Feel of
Refinement

A
Whisper
of
Luxury

Where functionality
meets elegance –
every hutch a class
apart.



Repeat
Designs




290x320mm

1015 SLT | Nepal White
P2

ZERO
STONE

Repeat
Designs



230x390mm



1013 SLT | Colkatta Amber


P2

V
A
R
Y
N
E

The benefits
of this vast range of
hutch has its own charm.

Repeat
Designs

 **HUTCH**
LUXURY LAMINATES



1016 SLT | Earthwood

P2



MAPLE

The collection stands out for its seamless blend of charm and precision.


1.25 mm ✖




 1025 WRT | Greywood Flow
P3



140x240mm


 912 HS 46 | Summer Oak
P2




 913 HS 46 | Autum Oak
P2

SOLID GLOSSY

A vast range that embodies excellence, grace, and a touch of luxury.




207 HGP Natural White PI




208 HGP Pebble Beech PI




202 HGP Frosty White PI



271 HGP Urban Beige PI




274 HGP Oyster White PI



259 HGP Canyon Sand PI



203 HGP Cream PI




205 HGP Mangolia PI



252 HGP MUD PI



263 HGP Peach Brown PI




245 HGP Ceramic PI



246 HGP European Gray PI



273 HGP Hersheys Gray PI



213 HGP Sliver Grey PI



276 HGP Frost Grey PI



242 HGP Graphite Grey PI

G L E A M O R A



280 HGP Mint Green PI



264 HGP Cucumber Green PI



292 HGP English Green PI



277 HGP Auro Green PI



281 HGP Willow Green PI



282 HGP Aloe Vera PI



279 HGP Sky Blue PI



269 HGP Ocean Blue PI



266 HGP Petrol Blue PI



265 HGP Kyber Blue PI



268 HGP Smoked Salmon PI



258 HGP Morning Glory PI



272 HGP Strawberry PI



270 HGP Violet PI



257 HGP Pan Cake PI



228 HGP Black PI



294 HGP Grape Wine PI

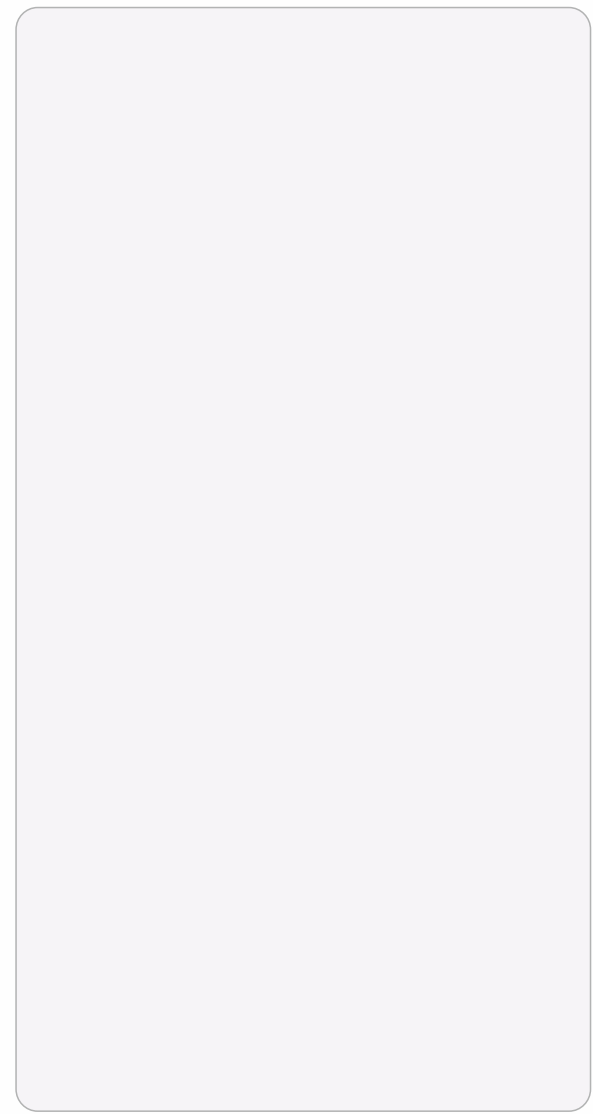


293 HGP Rose PI


SMR SHIMMER

This expansive hutch range carries a signature charm of sophistication.


C H R O M O R A



SMR N 13 HGP Frost White P1



SMR N 4 HGP Pearl White P1



SMR N 5 HGP Dorset Glod P1



SMR N 2 HGP Crayon P1



SMR N 7 HGP Violet Turquoise P1



SMR N 8 HGP Black Magic P1

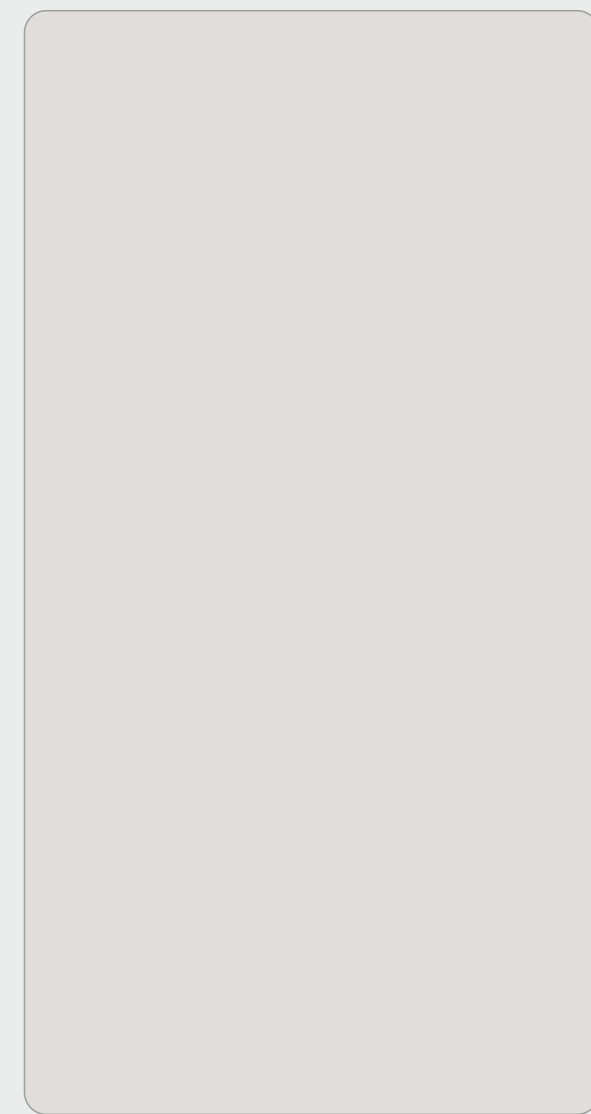
V I B R A N Z A




SMR N 1 HGP Sea Shell P1



SMR N 14 HGP Blush Rose P1



SMR N 15 HGP Ivory Mist P1



SMR N 9 HGP Flok Blue P1



SMR N 10 HGP Khyber Blue P1



SMR N 11 HGP Blue P1




Each design stands as a fine reflection of timeless artistry.



207 SMT Natural White PI




202 SMT Frosty White PI




271 SMT Urban Beige PI




205 SMT Magnolia PI



201 SF White PI




202 SF Frosty White PI



205 SF Magnolia PI



252 SF MUD PI



245 SMT Ceramic PI




246 SMT European Grey PI




261 SMT Smoky Grey PI




273 SMT Hersheys Gray PI



271 SF Urban Beige PI




245 SF Ceramic PI



213 SF Sliver Grey PI



246 SF European Gray PI



280 SMT Mint Green PI



265 SMT Kyber Blue PI



264 SMT Cucumber Green PI



282 SMT Aloe vera PI



247 SF Digital Gray PI



273 SF Hersheys Gray PI



242 SF Graphite Grey PI



228 SF Black PI



202 SPR
Frosty White

P1



1430 SPR
Sliver

P1



1429 SPR
Sand

P1



1425 SPR
Pearl

P1



1422 SPR
Copper

P1



1424 SPR
Ghotic

P1

A wide collection
that radiates
elegance and
modern appeal.

H U E F I N I T Y



230x390mm



701 SPR | Alberto White

P2

When
Simplicity
Becomes
Style


Every hutch
reveals a story
of beauty,
balance, and
brilliance.



969 HS 49

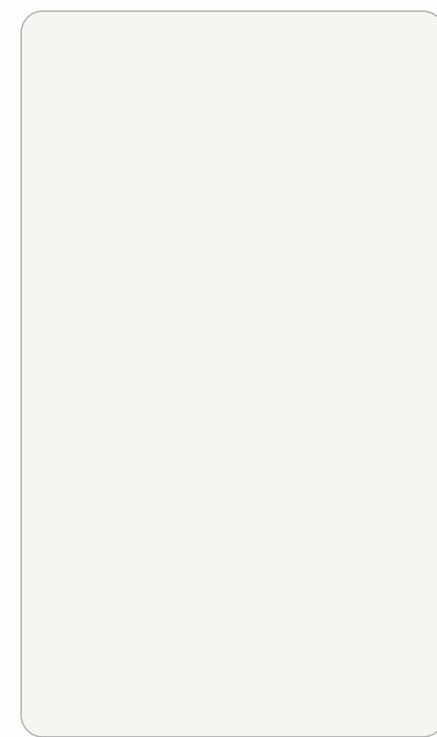


140x240mm



271 DUNES
Urban Beige

P1



209 DUNES
Everest White

P1




273 DUNES
Hershey Grey

P1



263 DUNES
Peach Brown

P1



290x320mm



969 HS 49 | Beige Concrete

P2




968 HS 49 | Sienna Wood



P2



ZDO



Inspired by Authentic Beauty

A collection that
celebrates
refined details
and exquisite
finishes.



 767 HS 18 | sand stone


 901 ZDO | Smoked Oak


 902 ZDO | Light Ash Oak


OAK
WOOD

R E S I L I E N T

Each piece is crafted
to add depth, charm,
and character.



140x390mm



915 - HS 45 | Red Oak

P2



916 - HS 45 | White Oak

P2



906 - HS 16 | Canyon Wood


P2

SLATE
STONE


D Y N A M I C

The range embodies style
that's subtle, striking, and
sophisticated.






 958 - HS 20 | Gainboro Crust
P2



 957 - HS 20 | Beaver Crust
P2

 766 - HS 20
P2

 769 - HS 20 | Midnight Oak
P2



A showcase of
finesse where
aesthetics
meet flawless
function.



202 HS 44
Frosty White P1




271 HS 44
Urban Beige P1



246 HS 44
Smoky Beech P1



255 HS 44
Mocha Walnut P1



769 - HS 44 | Midnight Oak
P2

766 - HS 44 | Mistwood
P2

HS
28




T R A N S F O R M A B L E

 732 - HS 28 |
P2

Elegance flows effortlessly through every design in this vast range.



 966 - HS 28 | Natural Oak
P2



140x240mm

 917 - HS 28 |
P2



PU NATURATE
(ZERO MATT)

Every creation captures
the essence of luxury and
craftsmanship.





 992 PUDM | Snow Oak





 993 PUDM | Vintage Oak




 991 PUDM | Legend Oak


C O N V E R T I B L E



 5 PUDM | Natural Timber


PU NATURATE
(ZERO MATT)

S H A P E A B L E



2 PUDM | Regia Wood

P2



629 PUDM | Dyed Walnut

P2



3 PUDM | Regia Wood Dyed

P2



630 PUDM | Dyed Walnut Grey

P2



532 PUDM | Wesser Prado

P2

NOAK
OAK

M O D I F I A B L E

This collection personifies
grace through thoughtful
design and texture.




932 - HS 47 | English Oak

P2



931 - HS 47 | Legno Oak

P2



933 - HS 47 | Sliver Oak

P2



934 - HS 47 | Ghotic Oak

P2

ELEGANT OAK

A symphony of finishes
and forms that define
refined living.



True
Design,
Timeless
Feel



903 ZRW | Golden Oak

P2



904 ZRW | Walnut Glow

P2



905 ZRW | Rustwood

P2

Designed to enhance spaces with understated elegance and charm.



939 - VZA | Gothic Oak
P2



938 - VZA | Silver Oak
P2



918 - VZA | Teak Ash
P2



708 - VZA | Walnut Ash
P2




943 - VZA | Silver Teak
P2


CONCRETE STONE

Each hutch mirrors
artistry that transcends
trends and time.




 972 - HS 21 | Light Concrete
P2

The
Art of
Poised
Living

 973 - HS 21 | Grey Concrete
P2




140x240mm

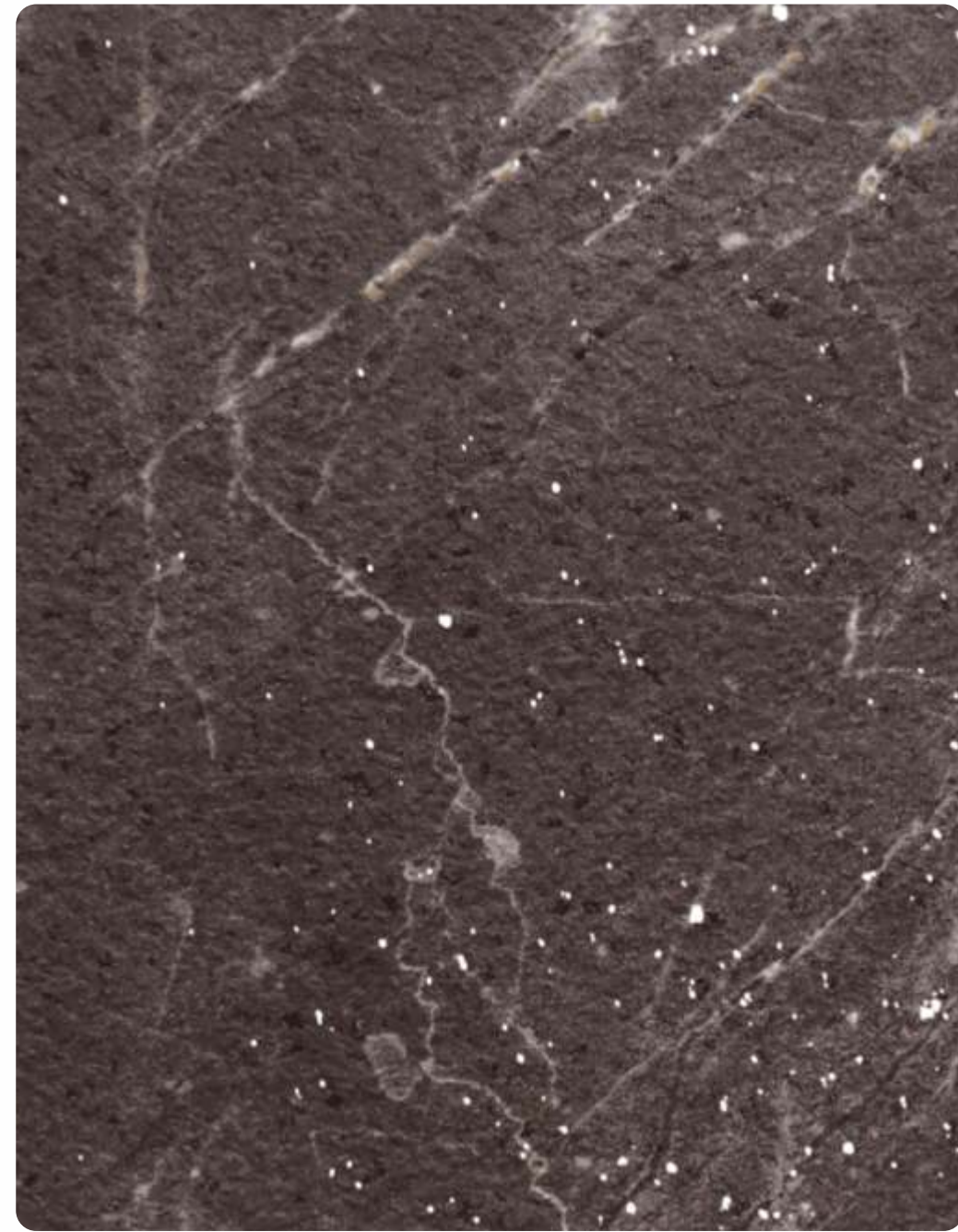
 970- HS 49 | Bleached Concrete
P2



140x390mm

 971 - HS 49 | Natural Concrete
P2

CONCRETE STONE



716 - HS 18 | Galaxy Stone
P2



715 - HS 18 | Casa Blanca
P2



717 - HS 18 | Bristly Marble
P2



751 - HS 19 | Rugged Honey
P2





752 - HS 19 | Rugged Sand
P2




753 - HS 19 | Rugged Graphite
P2

A Touch Above Ordinary


A fine blend of innovation, sophistication, and distinctive flair.



PUGL 273
Hershey grey P1




PUGL 263
Peach Brown P1



PUGL 271
Urban Beige P1



 PUGL 2
Peech Oak P1



 PUGL 3
Kobica Walnut P2


 PUGL 1
FLORAL 3D P2

HIGH
GLOSS

The collection
reveals charm
through intricate
detail and subtle
tone.

Luxury
that
Feels
Natural

 HUTCH
LUXURY LAMINATES



769 HGP | Black Marquilla

P2




766 HGP | Ivory Marquilla

P2


ZERO MATT & HIGH GLOSS

Beauty and functionality
unite seamlessly in this
exquisite range.


E V O L V A B L E




 759 ZM | Riggled Marble Black
P2

 759 HGP | Riggled Marble Black
P2




 758 HGP | Riggled Marble White
P2


 758 ZM | Riggled Marble White
P2

HIGH
GLOSS




T
U
N
^
B
L
E



 DDSM 1A - ZM | Satvario

P2

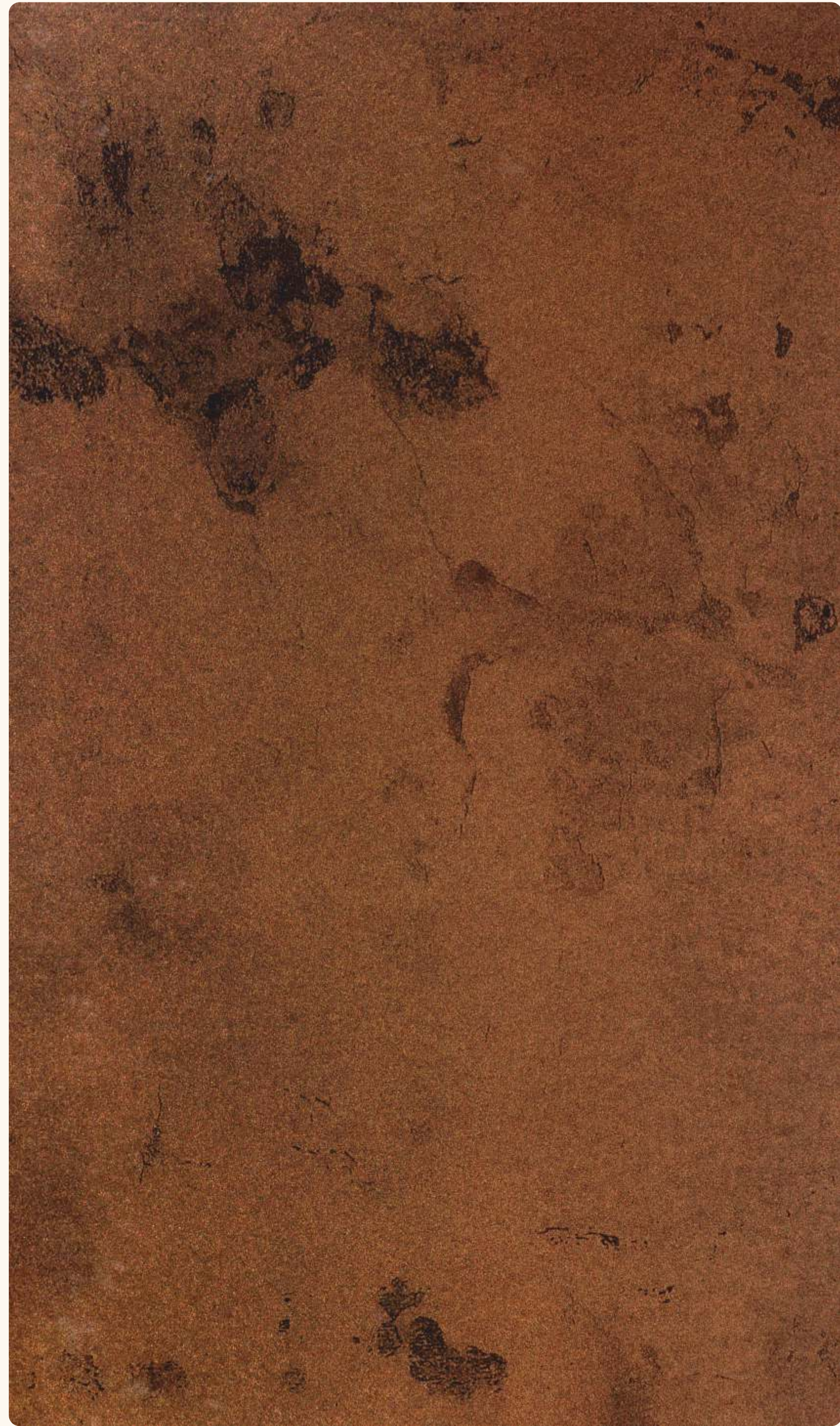
 DDSM 1A - HGP | Satvario

P2

 705 HGP | verde casio


P2

SILKY
MATT



714 ZM | Gold Rust
P2

Every variant unfolds
a new dimension of
aesthetic perfection.



R E S P O N S I V E



941 SMT | Amber Birch
P2



735 SMT | Amberwood
P2



535 SMT | Pine Docowa
P2



985 SMT | Madgascur
P2

HIGH
GLOSS



The Harmony of Design



140x240mm



140x390mm



909 HGP | Sapeli Quater Swan

P2



910 HGP | Sapeli Quater Sawn

P2



911 HGP | Sapeli Dyed Natural

P2


HIGH
GLOSS

A
D
A
P
T
A
B
L
E


This hutch range
reimagines elegance with
purposeful design.

 **HUTCH**
LUXURY LAMINATES




 896 HGP | phellos wood
P2




 532 HGP | Teak Wood
P2



 535 HGP | Cyclon Teak
P2



 987 HGP | Sheesham
P2

HIGH
GLOSS

A timeless collection that
blends charm with
contemporary sophistication.



 734 HGP | Crack Walnut
P2



 895 HGP | Golden Oak
P2



 528 HGP | African Cherry
P2




 548 HGP | Mondal Wood
P2




 880 HGP | Golden teak
P2



 899 HGP | Chestnut Wood
P2



P R O G R E S S I V E



917 HGP | Natural Teak
P2



916 HGP | White Oak
P2




915 HGP | Red Oak
P2


ZERO
ASH

Each hutch reflects a
harmony of charm
and craftsmanship.




 537 HS 13 | Red Oak
P2





 538 HS 13 | Classic Walnut
P2



 529 HS 17 | Copper Wood
P2



 981 HS 17 | Teak Wood
P2


 529 HS 13 | Galaxy Teak
P2

SOMMERSET OAK

V A R I A N T


A diverse range that
turns everyday spaces
into timeless statements.




 899 HZ-HS 8 | Golden Teak
P2





140x390mm

 892 HZ-HS 8 | Dark Oak
P2

 729 HZ-HS 8 | Summer Teak
P2



 848 HZ - HS 10 | Midnight Walnut
P2

 539 HZ - HS 10 | Bengali Walnut
P2


CRACK WOOD

Elegance that evolves –
every hutch, a mark of
perfection.


A D J U S T A B L E




230x390mm

 734 HS 30 | Crack Brown
P2




 733 HS 30 | crack cream
P2



 895 HS 30 | Knotty Oak
P2



 540 HS 30 | Dark Walnut
P2



140x390mm

729 HZ-HS 26 | Cherry Alder
P2



140x240mm

892 HZ-HS 26 | Honey Teak
P2



729 HZ-HS

A Tale
of True
Taste



140x240mm

892 HS 27 | Latin Cherry
P2



140x390mm

981 HS 27 | Teak Wood
P2

SF WOOD

V E R S A T I L E

The range speaks the language of beauty and refinement.



549 SF | Ice Oak
PI



550 SF | White Oak
PI



709 SF | Medium Oak
PI



708 SF | Brown Oak
PI



915 SF | Red Oak
PI



916 SF | White Oak
PI



912 SF | Summer Oak
PI



913 SF | Autumn Oak
PI



558 SF | Ghotic Oak
PI



557 SF | Silver Oak
PI



556 SF | Altaina Wood Light
PI




555 SF | Altaina Wood Dark
PI

SF WOOD



A collection born from
creativity, crafted with
pure grace.

A D A P T A B L E



 812 SF | Golden Maple






 960 SF | Siam Teak






 863 SF | Beige Teak





 862 SF | Fumed Russet






 961 SF | Cherry Siam




 803 SF | Natural Pine






 796 SF | Shirin Walnut






 797 SF | Wenge Dark




 802 SF | CL. Walnut




 981 SF | Teak Wood




 964 SF | Bavarian Beech




 962 SF | Oxford Cherry


INDEX

SR. NO.	DESIGN NO.	FINISH NAME	PG. NO.
1	201	SF	50
2	202	AL	19
3	202	HGP	45
4	202	SMT	49
5	202	SF	50
6	202	SPR	51
7	202	HS 44	62
8	203	HGP	45
9	205	PUDM	15
10	205	AL	19
11	205	HGP	45
12	205	SMT	49
13	205	SF	50
14	207	HGP	45
15	208	HGP	45
16	209	PUDM	15
17	209	DUNES	53
18	210	PUDM	16
19	213	HGP	45
20	213	SF	50
21	228	HGP	46
22	228	SF	50
23	242	HGP	45
24	242	SF	50
25	245	PUDM	15
26	245	DO	17
27	245	HGP	45
28	245	SMT	49
29	245	SF	50
30	246	PUDM	15
31	246	DO	17
32	246	HGP	45
33	246	SMT	49
34	246	SF	50
35	246	HS 44	62
36	247	PUDM	15
37	247	SF	50
38	252	PUDM	15
39	252	HGP	45
40	252	SF	50
41	255	HS 44	62
42	257	HGP	46
43	258	PUDM	16
44	258	HGP	46
45	259	PUDM	15
46	259	HGP	45
47	261	SMT	49
48	263	PUDM	15
49	263	AL	19
50	263	HGP	45
51	263	DUNES	53
52	263	PUGL	79
53	264	PUDM	16
54	264	HGP	46
55	264	SMT	49
56	265	PUDM	16
57	265	HGP	46
58	265	SMT	49
59	266	PUDM	16
60	266	HGP	46
61	268	PUDM	15
62	268	HGP	46
63	269	PUDM	16
64	269	HGP	46
65	270	HGP	46
66	270	SMT	49
67	271	PUDM	15
68	271	DO	17
69	271	AL	19
70	271	HGP	45
71	271	SMT	49
72	271	SF	50
73	271	DUNES	53
74	271	HS 44	62
75	271	PUGL	79
76	272	HGP	46
77	273	PUDM	15
78	273	HGP	45
79	273	SMT	49
80	273	SF	50
81	273	DUNES	53
82	273	PUGL	79
83	274	PUDM	15
84	274	HGP	45
85	276	HGP	45
86	277	HGP	46
87	279	HGP	46
88	280	HGP	46
89	280	SMT	49
90	281	HGP	46
91	282	PUDM	16
92	282	HGP	46
93	282	SMT	49
94	292	HGP	46
95	293	HGP	46
96	294	HGP	46
97	529	HS 13	97
98	529	HS 17	98
99	532	PUDM	68
100	532	HGP	92

SR. NO.	DESIGN NO.	FINISH NAME	PG. NO.
101	535	SMT	88
102	535	HGP	92
103	537	HS 13	97
104	538	HS 13	97
105	539	HS 10-HZ	100
106	540	HS 30	102
107	548	HGP	94
108	549	SF	105
109	550	SF	105
110	555	SF	106
111	556	SF	106
112	557	SF	105
113	558	SF	105
114	582	HGP	94
115	629	PUDM	67
116	630	PUDM	68
117	701	SLT	38
118	701	SPR	52
119	705	SLT	39
120	705	HGP	86
121	707	ZSN	4
122	707	HGP	28
123	708	VZA	74
124	708	SF	106
125	709	SF	106
126	710	SMT	14
127	711	ZSN	3
128	711	HGP	27
129	712	ZSN	2
130	714	ZM	87
131	715	HS 18	77
132	716	HS 18	77
133	717	HS 18	77
134	729	HS 8-HZ	99
135	729	HS 26-HZ	103
136	732	ZNK	12
137	732	HS 28	63
138	733	HS 30	101
139	734	HGP	93
140	734	HS 30	101
141	735	SMT	88
142	751	HS 19	78
143	752	HS 19	78
144	753	HS 19	78
145	758	HGP	84
146	758	ZM	84
147	759	ZM	83
148	759	HGP	83
149	766	HS 20	59
150	766	HS 44	61
151	766	HGP	82
152	767	HS 18	55
153	769	HS 20	59
154	769	HS 44	62
155	769	HGP	82
156	796	SF	108
157	797	SF	108
158	802	SF	107
159	803	SF	107
160	812	SF	107
161	848	HS 10-HZ	100
162	862	SF	108
163	863	SF	108
164	880	HGP	94
165	892	HS 8-HZ	99
166	892	HS 26-HZ	103
167	892	HS 27-HZ	104
168	895	HGP	93
169	895	HS 30	101
170	896	HGP	91
171	899	HGP	94
172	899	HS 8-HZ	99
173	901	ZDO	56
174	902	ZDO	56
175	903	ZRW	71
176	904	ZRW	71
177	905	ZRW	72
178	906	HS 16	58
179	909	HS 28	34
180	909	HGP	89
181	910	HS 28	34
182	910	HGP	90
183	911	HS 28	34
184	911	HGP	90
185	912	HS 46	44
186	912	SF	106
187	913	HS 46	44
188	913	SF	106
189	915	FPM	7
190	915	HS 45	57
191	915	HGP	96
192	915	SF	105
193	916	FPM	8
194	916	HS 45	57
195	916	HGP	96
196	916	SF	105
197	917	HS 45	24
198	917	HS 28	64
199	917	HGP	95
200	918	VZA	74

SR. NO.	DESIGN NO.	FINISH NAME	PG. NO.
201	922	PUDM	65
202	931	HS 47	69
203	932	HS 47	69
204	933	HS 47	70
205	934	HS 47	70
206	935	HS 48	18
207	936	HS 48	20
208	937	HS 48	22
209	938	VZA	73
210	939	VZA	73
211	940	FPM	5
212	941	FPM	6
213	941	SMT	88
214	942	ZM	23
215	943	VZA	74
216	946	FTO	32
217	947	FTO	32
218	957	HS 20	60
219	958	HS 20	60
220	960	SF	107
221	961	SF	107
222	962	SF	108
223	964	SF	108
224	966	HS 28	64
225	968	HS 49	54
226	969	HS 49	53
227	970	HS 49	76
228	971	HS 49	76
229	972	HS 21	75
230	973	HS 21	75
231	981	HS 17	98
232	981	HS 27-HZ	104
233	981	SF	107
234	985	SMT	88
235	987	HGP	92
236	991	PUDM	65
237	993	PUDM	65
238	994	PUDM	21
239	995	SIS	29
240	996	SIS	29
241	997	ZNK	11
242	997	AMO	35
243	998	ZNK	11
244	998	AMO	35
245	999	AMO	35
246	1010	ZSN	1
247	1013	SLT	41
248	1015	SLT	40
249	1016	SLT	42
250	1021	VRT	18
251	1022	PCS	20
252	1023	PUDM	30
253	1024	VRT	33
254	1025	VRT	43
255	1026	PUDM	31
256	1031	ZNK	9
257	1031	SMT	13
258	1032	ZNK	10
259	1051	CANE	21
260	1052	CANE	22
261	1053	CANE	23
262	1054	CANE	24
263	1422	SPR	51
264	1424	SPR	51
265	1425	SPR	51
266	1429	SPR	51
267	1430	SPR	51
268	1	HS 18	37
269	1	PUGL	79
270	2	HS 18	37
271	2	PUDM	67
272	2	PUGL	80
273	3	PUDM	67
274	3	PUGL	80
275	5	PUDM	66
276	ALC 1		25
277	ALC 2		25
278	ALD 2		25
279	ALD 3		25
280	ALN 1		26
281	ALN 2		26
282	ALS 1		26
283	ALS 2		26
284	DDSM 1A	ZM	85
285	DDSM 1A	HGP	85
286	PRM 1		36
287	SMR N 1	HGP	47
288	SMR N 10	HGP	48
289	SMR N 11	HGP	48
290	SMR N 13	HGP	47
291	SMR N 14	HGP	47
292	SMR N 15	HGP	47
293	SMR N 2	HGP	48
294	SMR N 4	HGP	47
295	SMR N 5	HGP	47
296	SMR N 7	HGP	48
297	SMR N 8	HGP	48
298	SMR N 9	HGP	48

TECHNICAL SPECIFICATION

PROPERTIES	SPECIFIED VALUES AS PER IS:2046-1995	HUTCH LUXURY LAMINATES
Resistance To Surface Wear	350 (Revolutions)	✓
Resistance To Immersion In Boiling Water	10.0 (Maximum)	✓
- Mass Increase (%)	11.8 (Maximum)	
- Thickness Increase (9%)	Not Worse Than 4	
Resistance To Dry Heat 180°C	Not Worse Than 4	✓
Dimensional Stability At Deviated Temperature		✓
- Longitudinal (%)	0.55 (Maximum)	
Transverse (%)	1.025 (Maximum)	
Dimensional Stability At 20°C		✓
- Longitudinal (%)	0.375 (Maximum)	
Transverse (%)	0.60 (Maximum)	
Resistance To Impact By Small Diameter Bell	20n (Minimum)	✓
Resistance To Cracking	Not Worse Than 4	✓
Resistance To Scratching	2n (Minimum)	✓
Resistance To Staining	Not Worse Than 5	✓
Resistance To Color Change (Woolstandards)		✓
- In Xenon Arc Light	Not Worse Than 6	
- In Enclosed Carbon Arc Light	Not Worse Than 5	
Resistance To Cigarette Burns	Not Worse Than 3	✓
Resistance To Steam	Not Worse Than 4	✓
Appearance	Should Be Free From	✓

Suggested application areas

Segment	Residential	Commercial	Hospitality	Retail
Category	Home Guest House	Office	Hotels Health Hospital	Big Retail Brand Outlet
Usage Area	Kitchen Bar / Dining Room Lounge	Reception / Conference Hall	Reception / Restaurant / Bar / Café / Gym & Spa Reception / Clinic / Lab	Display unit

Thickness
1MM (+/-10%)




Do not use chemicals for cleaning.



Carpenter friendly easy to apply



Keep away from direct sunlight



Borer free Laminates



Engineered for internal use only